

# Power Distribution




## Nomenclature

SG - **PD** **2L** **06** - **100A**

①      ②      ③      ④

- ① **Product name**  
Power Distribution
- ② **Power supply system**  
2L / 3L / 4L
- ③ **Number of terminals**  
6P / 10P
- ④ **Rated current**  
50A / 100A / 200A



## Feature

UL approved product.  
There is a removable protective cover to protect against electric shock accidents.  
Busbar direction (left, right) position can be changed.  
35mm DIN rail mounting is possible.

## Electrical Specifications

Allowable current : 50A / 100A / 200A  
Rated input voltage : 600V

## Safety Specifications



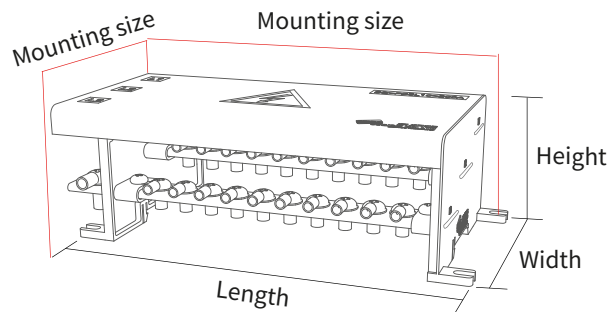
※ The UL model is an order made.

## Description

The power distribution is a device that distributes the secondary power supplied from the main power to the primary power of each phase. By improving on the existing complex distribution method, it increases the efficiency of installation work. The PC-made cover and heat-resistant material side plate are highly resistant to shock and heat, enabling you to use it safely.

## Product Specifications

Tolerance : ±1mm  
Operating temperature : -20 ~ 110°C  
Material : Side plate [mPPO] / Cover [PC]  
99.9% Copper + Tin plated busbar



Model	Size(mm)	Busbar size	Power fix bolt size	Bolt size	Mounting & Hole size	Weight(g)
SG-PD2L06-50A	119 X 49 X 47	2t X 10	M5	M4	105 X 39 / Ø4.2	90
SG-PD3L06-50A	119 X 70 X 59	2t X 10	M5	M4	105 X 60 / Ø4.2	133
SG-PD2L06-100A	132 X 59 X 48	3t X 15	M6	M5	118 X 49 / Ø4.2	173
SG-PD2L10-100A	180 X 59 X 48	3t X 15	M6	M5	166 X 49 / Ø4.2	240
SG-PD3L06-100A	132 X 85 X 60	3t X 15	M6	M5	118 X 75 / Ø4.2	265
SG-PD3L06-200A	144 X 103 X 67	4t X 20	M8	M6	130 X 93 / Ø4.2	480
SG-PD3L10-100A	180 X 85 X 60	3t X 15	M6	M5	166 X 75 / Ø4.2	357
SG-PD3L10-200A	211 X 103 X 67	4t X 20	M8	M6	186 X 93 / Ø4.2	650
SG-PD4L06-100A	132 X 111 X 72	3t X 15	M6	M5	118 X 101 / Ø4.2	355
SG-PD4L10-100A	180 X 111 X 72	3t X 15	M6	M5	166 X 101 / Ø4.2	480
SG-PD4L10-200A	200 X 135 X 81	4t X 20	M8	M6	186 X 123 / Ø4.2	878

# Power Distribution Terminal Block



## Nomenclature

SG - PD - 100 4P

①      ②      ③

- ① **Product name**  
Power Distribution Terminal Block
- ② **Rated current**  
100A / 200A / 250A / 400A
- ③ **Number of terminals**  
4P / 6P / 8P / 9P / 12P



## Feature

It can be used efficiently even in narrow spaces, with a more compact size than the conventional model. Installation of hinge-type protective cover and input terminal protective cover prevents accidents such as electric shock.

As screw connection and channel mounting can be done on the main body, installation and maintenance are convenient.

## Electrical Specifications

Allowable current : 100A / 200A / 250A / 400A

Pitch : 20mm / 30mm / 40mm

Rated input voltage : 600V

## Description

The power distribution terminal block type is economical with its small size, and it can be used conveniently by improving work efficiency. It can be mounted directly on the product body in a narrow space, or used by mounting on a standard 35mm DIN rail, and each consists of 1 input terminal and 4~8 output terminals. As it uses heat-resistant material, it is resistant to impact and heat, and the busbar is plated with tin with 99.9% copper, giving it a higher conductivity than brass. The protective cover makes it safer and more convenient to use.

## Product Specifications

Tolerance:  $\pm 1\text{mm}$

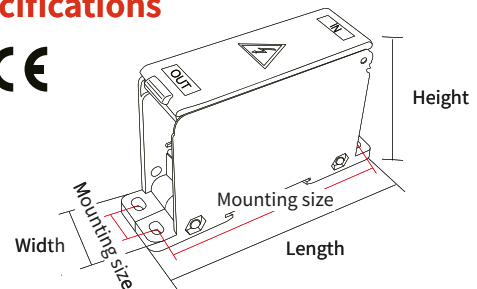
Operating temperature:  $-20 \sim 110^{\circ}\text{C}$

Material: Side plate [mPPO] / Cover [PC]

99.9% Copper + Tin plated busbar

## Safety Specifications

RoHS CE



Model	Rated capacity	Pitch	Bolt size		Busbar size	Size(mm)	Mounting & Hole size	Weight(g)
			IN	OUT				
SG-PD-100-4P	600V 100A	20mm	M6	M4 x 2	3t X 20mm	25 X 95 X 58	85.5 X 12.4mm Ø4.5	104
SG-PD-100-6P				M5 x 2				
SG-PD-200-4P	600V 200A	30mm	M8	M5 x 2	3t X 30mm	35 X 95 X 58	85.5 X 17.4mm Ø4.5	165
SG-PD-200-6P				M6 x 2				
SG-PD-200-8P				M5 x 6				
SG-PD-250-9P	600V 250A	40mm	M8	M4 x 6	3t X 40mm	45 X 95 X 58	85.5 X 27.4mm Ø4.5	230
SG-PD-250-12P				M5 x 2				
SG-PD-400-6P	600V 400A	40mm	M10	M8 x 6	4t X 40mm	45 X 148 X 83	136.4 X 22.3mm Ø5.5	419
SG-PD-400-8P				M8 x 2				403

# NFB Power Distribution Terminal Block

## Nomenclature

SG - **NPD** - **100** **4P**

①            ②            ③

- ① **Product name**  
NFB Power Distribution Terminal Block
- ② **Rated current**  
100A / 200A / 400A
- ③ **Number of terminals**  
4P / 6P / 8P



## Feature

It is easy to connect directly to the main breaker without the need for a separate terminal, and is a space saving product with the same width as the breaker frame.

## Product Specifications

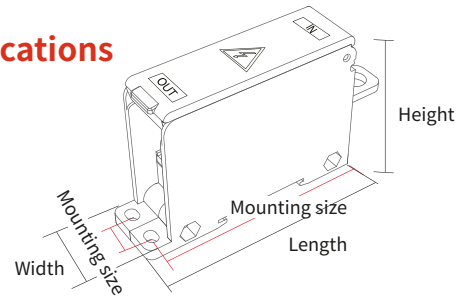
Tolerance:  $\pm 1\text{mm}$   
 Operating temperature:  $-20 \sim 110^\circ\text{C}$   
 Material: Side plate [mPPO] / Cover [PC]  
 99.9% Copper + Tin plated busbar

## Electrical Specifications

Allowable current : 100A (Available with 50A breaker)  
 200A / 400A  
 Pitch : 20mm / 30mm / 40mm  
 Rated input voltage : 600V

## Safety Specifications

**RoHS** **CE**



## Description

The NFB terminal block type power distributor is an upgraded terminal block type power distributor. As there is a link that can be directly connected to the main breaker, it can be connected without the need for a separate terminal. The width of the product is the same as that of the breaker frame, which helps to save space. The heat-resistant material side plate resists shock and heat, and the PC material protection cover prevents electric shock, enabling safe use. As the busbar is coated with 99.9% copper with tin, it has a higher conductivity than brass and can be used efficiently.

Model	Rated capacity	Pitch	Bolt size IN	Bolt size OUT	Busbar size	Size(mm)	Mounting & Hole size	Weight(g)
SG-NPD-100-4P	600V 100A	20mm	Hole Ø9	M4 x 2	3t X 20mm	25 X 105 X 58	12.4 mm /Ø4.5	111
SG-NPD-100-6P				M5 x 2				
				M4 x 6				
SG-NPD-200-4P	600V 200A	30mm	Hole Ø10	M5 x 2	3t X 30mm	35 X 113 X 58	17.4 mm /Ø4.5	161
SG-NPD-200-6P				M6 x 2				
SG-NPD-200-8P				M5 x 6				
				M4 x 6				
				M5 x 2				
SG-NPD-400-6P	600V 400A	40mm	Hole Ø12.5	M8 x 6	4t X 40mm	45 X 173 X 83	22.3 mm /Ø5.5	397
SG-NPD-400-8P				M8 x 2				382
				M6 x 6				

# Power Distribution Kit



## Nomenclature

SG - **PDK** **2L** **10** - **100A**


①      ②      ③      ④

- ① **Product name**  
Power Distribution Kit
- ② **Power supply system**  
2L / 3L / 4L
- ③ **The Number of terminals**  
10P / 12P / 15P
- ④ **Rated current**  
100A / 200A

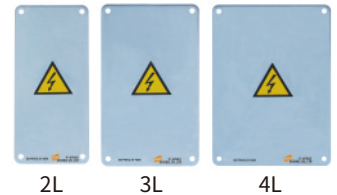


100A

200A



※ The thickness is 4t



2L

3L

4L

## Feature

Can be highly utilized due to the large number of connection PINs (10P/12P/15P)  
The height of each busbar is different, making cable wiring convenient

## Electrical Specifications

Rated current : 100A / 200A  
Pitch : 100A - 12mm / 200A - 14mm  
Rated input voltage : 600V

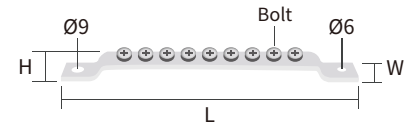
## Product Specifications

Material : Cover [PMMA]  
99.9% Copper + Tin plated busbar  
P cover support fixture / Busbar support fixture [PVC]

### Busbar height(H)

Busbar	L1	L2	L3	L4
100A	-	11	18	25
200A	-	14	21	28

[Tolerance : ± 1mm]



## Description

The power distribution kit can be connected directly to the breaker main.  
This product increases the efficiency of installation work by making it easy to wire cables by varying the height of each stage.

Model	Busbar size (t X W X L /mm)	Mounting hole		Bolt size	Cover size (mm)	Mounting & Hole size
		Busbar	Breaker			
SG-PDK2L10-100A	3t X 15 X 189	Ø6	Ø9	M5 X 9.2	110 X 235	90 X 215mm / Ø7
SG-PDK3L10-100A					140 X 235	120 X 215mm / Ø7
SG-PDK4L10-100A					170 X 235	150 X 215mm / Ø7
SG-PDK2L12-100A	3t X 15 X 213	Ø6	Ø9	M5 X 9.2	110 X 260	90 X 240mm / Ø7
SG-PDK3L12-100A					140 X 260	120 X 24mm0 / Ø7
SG-PDK4L12-100A					170 X 260	150 X 240mm / Ø7
SG-PDK2L15-100A	3t X 15 X 249	Ø6	Ø9	M5 X 9.2	110 X 295	90 X 275mm / Ø7
SG-PDK3L15-100A					140 X 295	120 X 275mm / Ø7
SG-PDK4L15-100A					170 X 295	150 X 275mm / Ø7
SG-PDK2L10-200A	4t X 20 X 212	Ø6	Ø9	M6 X 12	155 X 260	135 X 240mm / Ø7
SG-PDK3L10-200A					155 X 260	135 X 240mm / Ø7
SG-PDK4L10-200A					190 X 260	170 X 240mm / Ø7
SG-PDK2L12-200A	4t X 20 X 240	Ø6	Ø9	M6 X 12	155 X 290	135 X 270mm / Ø7
SG-PDK3L12-200A					155 X 290	135 X 270mm / Ø7
SG-PDK4L12-200A					190 X 290	170 X 270mm / Ø7
SG-PDK2L15-200A	4t X 20 X 282	Ø6	Ø9	M6 X 12	155 X 330	135 X 310mm / Ø7
SG-PDK3L15-200A					155 X 330	135 X 310mm / Ø7
SG-PDK4L15-200A					190 X 330	170 X 310mm / Ø7